

Free Early Education Entitlement for three- and four-year-olds – 30 hours free childcare

30 hours eligibility codes

Many people who have applied for the 30 hours funding have had trouble retrieving their eligibility code. If you have successfully applied online, you will receive an 11 digit code which you show to your provider. This is how you find it.

Step 1

Click on this link to open the website - <https://childcare-support.tax.service.gov.uk/>

GOV.UK The childcare service

BETA This is a new service – your feedback will help us to improve it. [Get help](#)

Access childcare support through the childcare service

1. [How it works](#)
2. [Tax Free Childcare](#)
3. [30 hours free childcare](#)
4. [Apply or sign in to the childcare service as a parent](#)
5. [Tax Free Childcare for childcare providers](#)

1. How it works

Tax-Free Childcare and 30 hours free childcare are two separate government schemes, to help parents with the cost of childcare. You can apply for both through one online application – the childcare service.

To qualify for either scheme, parents must be working and each earning at least £120 a week (on average) and not more than £100,000 each a year.

Check what help you could get with childcare costs
[Childcare calculator](#)

Find out more about Tax-Free Childcare for childcare providers
[Read the childcare provider guidance](#)

Find out more about Tax-Free Childcare and 30 hours free childcare for parents
[Read the parent guidance](#)

Elsewhere on GOV.UK
[Tax credits](#)
[Universal Credit](#)



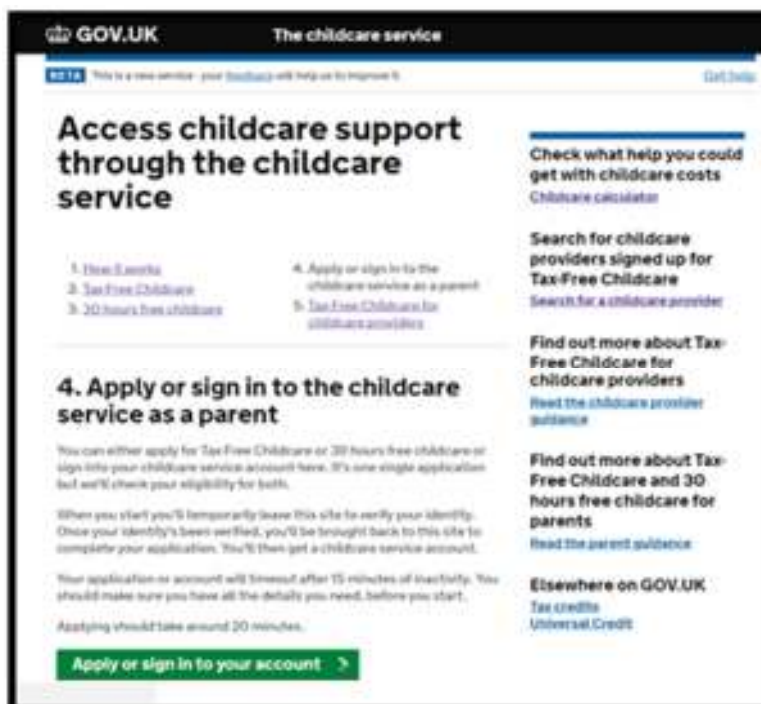
Step 2

Click on number “[4. Apply or sign in to the childcare service as a parent](#)”



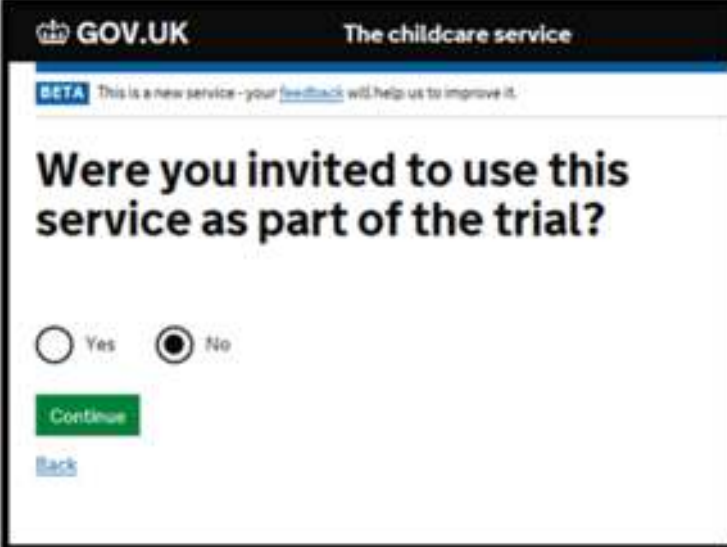
Step 3

Click on the green button at the bottom of the screen labelled 'Apply or sign in to your account' (as shown below)



Step 4

Click 'NO' to the question about being 'part of a trial' and then click the green button labelled 'Continue'.



The screenshot shows the GOV.UK website for 'The childcare service'. At the top, there is a 'GOV.UK' logo and the title 'The childcare service'. Below this, a blue banner reads 'BETA This is a new service - your feedback will help us to improve it.' The main heading asks 'Were you invited to use this service as part of the trial?'. There are two radio button options: 'Yes' (unselected) and 'No' (selected). Below the options is a green 'Continue' button and a blue 'Back' link.

Step 5

Enter your youngest child's date of birth and then click the green button labelled 'Continue'.



The screenshot shows the GOV.UK website for 'The childcare service'. At the top, there is a 'GOV.UK' logo and the title 'The childcare service'. Below this, a blue banner reads 'BETA This is a new service - your feedback will help us to improve it.' The main heading asks 'Enter the date of birth of your youngest child'. Below the heading, there is a 'Date of birth' label and a sub-label 'For example, 24 04 1997'. There are three input fields for 'Day', 'Month', and 'Year'. Below the input fields is a green 'Continue' button.

Step 6

Click on the green button labelled 'Start Now'

GOV.UK The childcare service

BETA This is a new service - your [feedback](#) will help us to improve it.

Government Gateway: sign in or set up

To access this service for the first time you'll need:

- a Government Gateway account - if you don't already have one, you can set one up by using this service
- your National Insurance number
- access to a mobile phone or landline
- details of one or more of the following - your UK Passport, tax credits, P60 or a recent payslip

It will take about 5 minutes to set up.

If you already have a Government Gateway account you can sign in using your existing login details.

[Start Now](#)

Step 7

Enter your Government Gateway User ID and Password and then click the green button labelled 'Sign in'

GOV.UK

HM Revenue & Customs

Sign in

Enter your Government Gateway credentials to sign in. You received these when you created your HMRC online account.

User ID

Password

[Sign in](#)

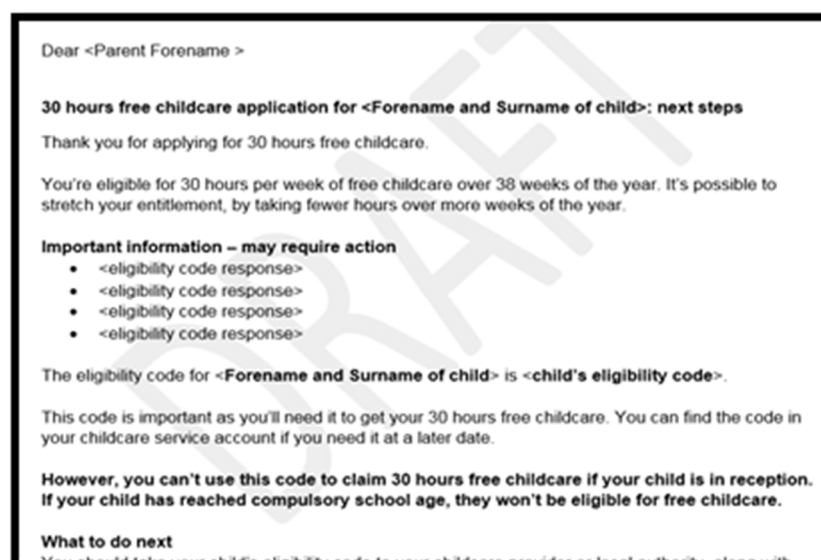


Step 8

Your childcare account will now be displayed. Click '30 hours free childcare' to see your 11 digit code, which usually starts with '5000...'



Or you can click on 'Secure messages' where you will see a message that looks like this (this would be populated with your information).



Please note that a small number of parents will have been issued with a temporary code which starts "11..." These will only have been issued over the phone by HMRC and parents will have received a letter containing this from HMRC too.

If you are still struggling to access your account, please contact HMRC's call centre on 0300 123 4097.

